



TRUTH. TRAINING. TRANSFORMATION.



Fact Book
Fall 2015

Contents

About the College 3

- Mission 3
- Six Institutional Goals 3
- History of the College 4
- Presidential Leadership 4
- Board of Trustees 5
- Administrative Officers 6

Total Enrollment 7

- Total Credit Hours 8
- Enrollment: by Degree Program 9
- Enrollment: by Gender 10
- Enrollment: by Ethnicity 11
- Price per Credit Hour 12
- Enrollment: by Gender 13
- Enrollment: by Ethnicity 14
- Enrollment: By Age 15
- Enrollment: by Degree 16
- Enrollment: Headcount by Modality 17
- Enrollment: Credit Hours by Modality 17

Degrees Conferred 19

- Conferrals: by Gender, Ethnicity and Age 20
- CBS Alumni 23

About College of Biblical Studies – Houston



The College of Biblical Studies is celebrating its 40th year of training in the truth that leads to transformation. Since 1976, CBS has remained true to our mission of providing a biblically based education that embraces all ethnicities. As we honor our past, we will continue to create a quality, biblically based academic environment with exceptional faculty and staff, and an innovative,

life-changing curriculum that serves the body of Christ and the world by developing faithful, educated leaders from “every tongue, every tribe and every nation.”

Mission

The College of Biblical Studies-Houston provides biblically based education for the Body of Christ, with primary focus on African-American and other ethnic minority groups, and equips its students with a biblical worldview for Christian service to the church and the world.

Vision Statement

By 2020, the College of Biblical Studies-Houston will become the premier Bible college in Texas focused on transforming a diverse student body to serve Christ and impact families, churches and communities, to the glory of God.

Six Institutional Goals

Through the College’s curricular and co-curricular experiences, CBS students demonstrate:

1. Biblical and theological knowledge, recognizing Scripture as the ultimate authority for life and godliness.
2. Skills that reflect critical-thinking and problem solving ability.
3. Attitudes and values indicative of an integrated biblical world view.
4. Sensitivity to various cultural viewpoints.
5. Skills of effective communication.
6. Skills for Christian ministry.

Key Distinctives

The College was developed to provide college-level training in Bible and theology for those individuals who had little or no opportunity to receive such training by conventional means (resident, full-time). As a commuter college, this training is accomplished in a unique way through our key distinctives:

- Biblical – curriculum is primarily focused on a biblical world view, based on scriptural truth, with its focus on ministry preparation and life transformation.
- Diverse – students study and experience the education process with fellow students from a variety of ethnic and cultural backgrounds.
- Accessible – courses are available during the day, evening and Saturdays, as well as online to provide the CBS commuter college students the opportunity to “fit” their studies into their life schedules.
- Affordable – the cost of attendance is intentionally lower than other accredited private institutions and financial aid is available to assist students in meeting the financial requirements of their studies.

History of the College

The College of Biblical Studies-Houston is celebrating 40 years of transformation education. Formerly Houston Bible Institute (HBI), CBS began as a burden in the heart of the late Rev. Ernest L. Mays, the founder of HBI. He sensed that large segments of the local Christian community were functioning without trained leaders. This was especially true within the inner-city minority groups. Out of this concern, Houston Bible & Vocational Institute was incorporated in 1976. Mr. William Thomas, Jr. and Rev. Joe Wall assisted in the development of a multi-racial, interdenominational board, which began working to make the school a reality. Within a short time, a decision was made to focus on biblical and theological training because they felt that there were already adequate resources for vocational training in the area.

In the fall of 1979, the first classes of Houston Bible Institute were offered. Rev. Rodney L. Cooper was the school's first Executive Director. From its inception, the school used the facilities of KHCB-FM, a Houston-based Christian radio network, for its classrooms, and leased administrative space nearby.

In 1983, Rev. Rod Cooper resigned to pursue a PH.D., and the Board promoted Rev. Jack Arrington, then Vice President, to President. President Arrington continued the difficult task of building the foundation and establishing credibility in the minority community.

In 1991, God called Rev. Arrington to the pastorate and Dr. William Boyd to fill his vacancy. Dr. Boyd began the process of building the superstructure on the vision of Mays and the foundation of Cooper and Arrington. He implemented a scholarship program that resulted in significant growth of the College.

Under Dr. Boyd's leadership, in 1996 the school was certified as a college and the name was changed from Houston Bible Institute to College of

Biblical Studies – Houston. In 1999 CBS achieved national accreditation through the Accrediting Association of Bible Colleges (now the Association for Biblical Higher Education-ABHE).

In July 2007, God called Dr. Jay A. Quine to the presidency and Dr. Boyd became the Chancellor. Dr. Quine provided leadership for the creation of the 2008-2013 Strategic Plan that focused on the addition of a traditional bachelor's program, a Center for Continuing Studies, and pursuit of regional accreditation.

In July 2012, God called Dr. William Blocker to the presidency to provide leadership to the College in the pursuit of becoming the premier Bible college in Texas, and furthering its impact on families, churches and communities.

In December 2013, the College of Biblical Studies – Houston was granted member status for accreditation with the Southern Association of Colleges and Schools Commission on Colleges (SACSCOC). Thus, the College is now dual-accredited with both ABHE and SACSCOC.

In January 2014, the College began offering distance education through the delivery of online courses. As of January 2015, the College is authorized to offer Distance Education courses in Texas, Oklahoma, Florida, California, Tennessee, and Indiana.

Presidential Leadership

Rev. Ernest L. Mays (Founder), 1976-1979

Rev. Rodney L. Cooper, 1979-1983

Dr. William Boyd, 1991-2007

Dr. Jay A. Quine, 2007-2011

Dr. William "Bill" Blocker, 2012-Present

College of Biblical Studies Board of Trustees

Officers

Ivory L. Varner, DLitt
Chairman

Charles E. Wheat, ThM
Vice Chairman

Theresa Morgan
Secretary

James T. Fox
Treasurer

Members

William W. Blocker, DMCE

Barksdale Hortenstine, JD

Thomas Lampkin

Beverly L. Lindgren, CPA

Ralph D. McBride, JD

Harold D. Mullins, Sr., MD

Bruce E. Munsterman

David K. Oelfke

Thomas D. Owens

Robert S. Simmons, JD

Vernus C. Swisher, DMin

David W. Tauber, Sr.

A.W. Willis

Board of Regents

Matthew Barnes, MS

Cleothus Montgomery, DMin

Laura A. Petersen, MD

Administrative Officers



William Blocker
MDiv, DMin,
President

Dr. Blocker earned a MDiv from Chicago Theological Seminary and a DMin in Christian

Education from Dallas Theological Seminary. Dr. Blocker came to CBS from Moody Bible Institute of Chicago where he managed the Office of IE, Educational Technology Services, Moody DE and Library Services. He also led a number of strategic initiatives including marketing, global impact, technology, the school's media ministry and many others.

Prior to Moody, Dr. Blocker worked with TMI Consulting for 10 years as Chief Consultant on Technology. In the mid-1990s, while serving as an adjunct faculty member for Chicago Theological Seminary, he created and taught the first technology and theology course transmitted synchronously outside the contiguous United States. From 1987-92, Dr. Blocker was CIO for a Hartford, CT law firm.

He and his wife Zelda regularly lead tours to Israel. The Blockers have four grown daughters, Zaneta, Angela, Rebekah and Victoria and a son, Jeremiah.



Paul D. Keith, MABS
Vice President of
Administration and
Student Affairs

Paul Keith serves as the Vice President of Administration & Student

Affairs. Prior to coming to CBS, Mr. Keith served for eighteen years in Human Resources Management in the Academic Healthcare industry and five years in administration and operations in a local church. Paul Keith has been with CBS since 2004 and has served as Director of Auxiliary Services, Director of Admissions and Student Services, and Vice President of Institutional Effectiveness and Operations prior to his current role.

Mr. Keith earned his Bachelor of Science degree in Business Administration and Human Resources Management from Ball State University in 1981 and a Master in Biblical Studies degree from Dallas Theological Seminary in May 2007.

Paul Keith and his wife Andrea and daughters Marissa and Devon reside in Sugar Land, Texas and attend Grand Parkway Baptist Church, where he serves as an Elder and Bible Community teacher.



Joseph D. Parle, PhD
Vice President of
Academic Affairs and
Academic Dean

Dr. Joseph Parle, the husband of Suzan Parle, serves as Academic Dean

and Professor at the College of Biblical Studies in Houston, Texas.

He received a BA in Political Science and Spanish from the University of Houston in May of 1996. In August of 2002, Dr. Joseph Parle completed a Masters of Arts in Biblical Studies (MABS) at Dallas Theological Seminary. In the spring of 2009, Dr. Parle completed his work for a Ph.D. in Bible Exposition at Baptist Bible Seminary in Clark Summit, Pennsylvania and as part of the program he has earned a Masters in Theology (Th.M.) in Systematic Theology.

Prior to working at CBS, Dr. Parle worked in the United States Congress, the Texas Senate and JP Morgan Chase Manhattan Bank. In addition to his administrative and teaching responsibilities, he currently has a daily program on KETH Channel 14 entitled "We Speak Inglés y Español" which teaches English as a Second Language from a biblical, historical and cultural perspective

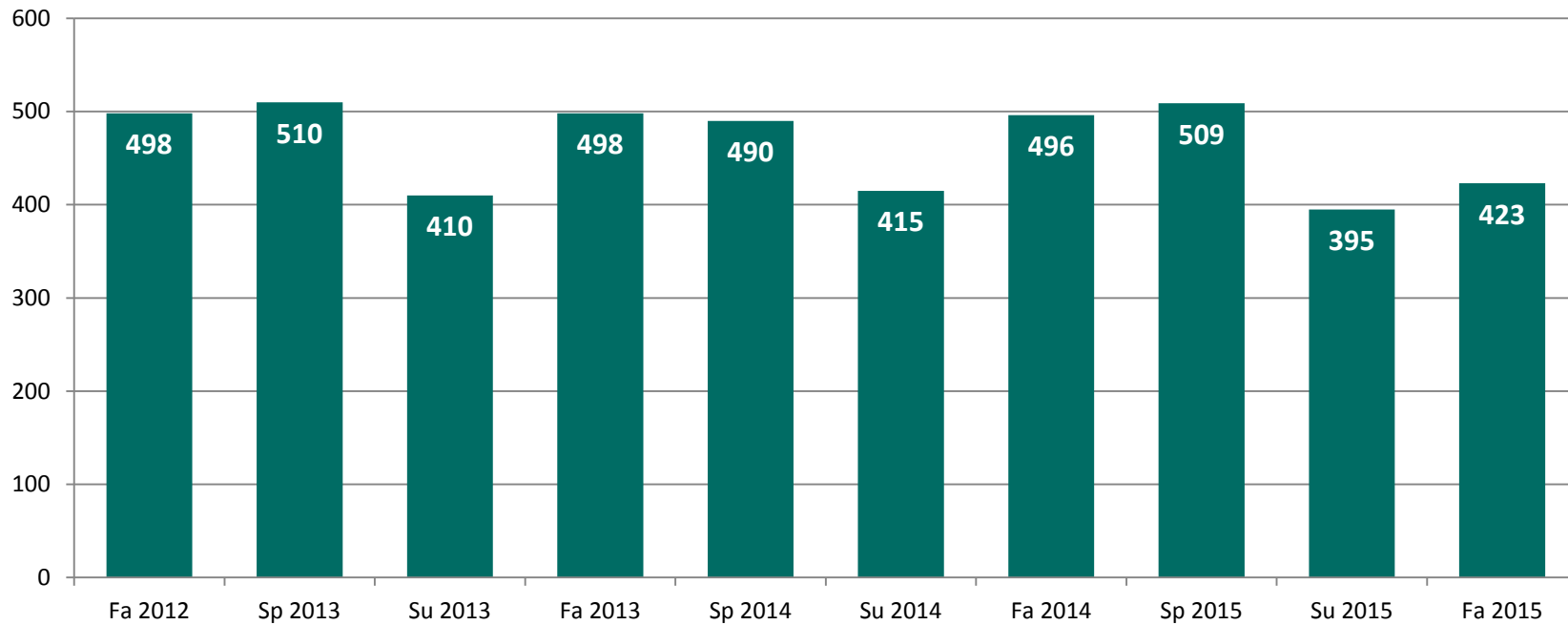
Total Enrollment

CBS has had a consistent number of students between fall 2012 and fall 2015. The highest enrollment during this time was the spring 2013 semester with a total of 510 students. The lowest enrollment experienced

during this time was 395 in the summer 2015 semester. There were 423 students enrolled in the fall 2015 semester.

Chart 1.0 shows enrollment for each semester since fall 2012:

Chart 1.0 Total Enrollment



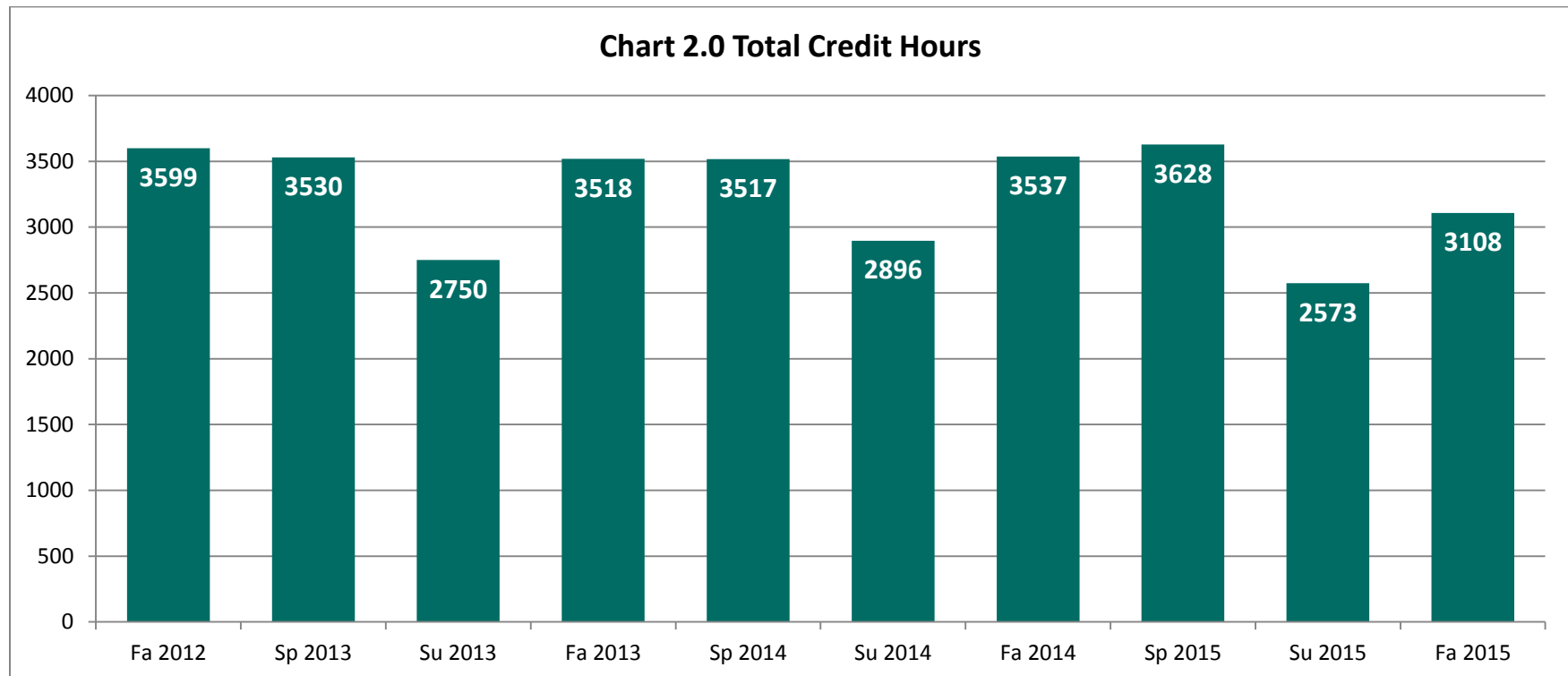
*Source: Sonisweb student information system

Total Credit Hours

The number of credit hours taken by students has been stable since fall 2012. The total number of credit hours taken peaked in spring 2015 with a total of 3,628 credit hours taken. Total credit hours taken were lowest in summer 2015 with a total of 2,573 credit hours taken. CBS had a trimester

system until the 2014-15 academic year, and total credit hours were significantly lower in the summer than fall or spring after making this transition to a semester credit hour structure.

Chart 2.0 shows the total number of credit hours taken for each semester since fall 2012:



*Source: Sonisweb student information system

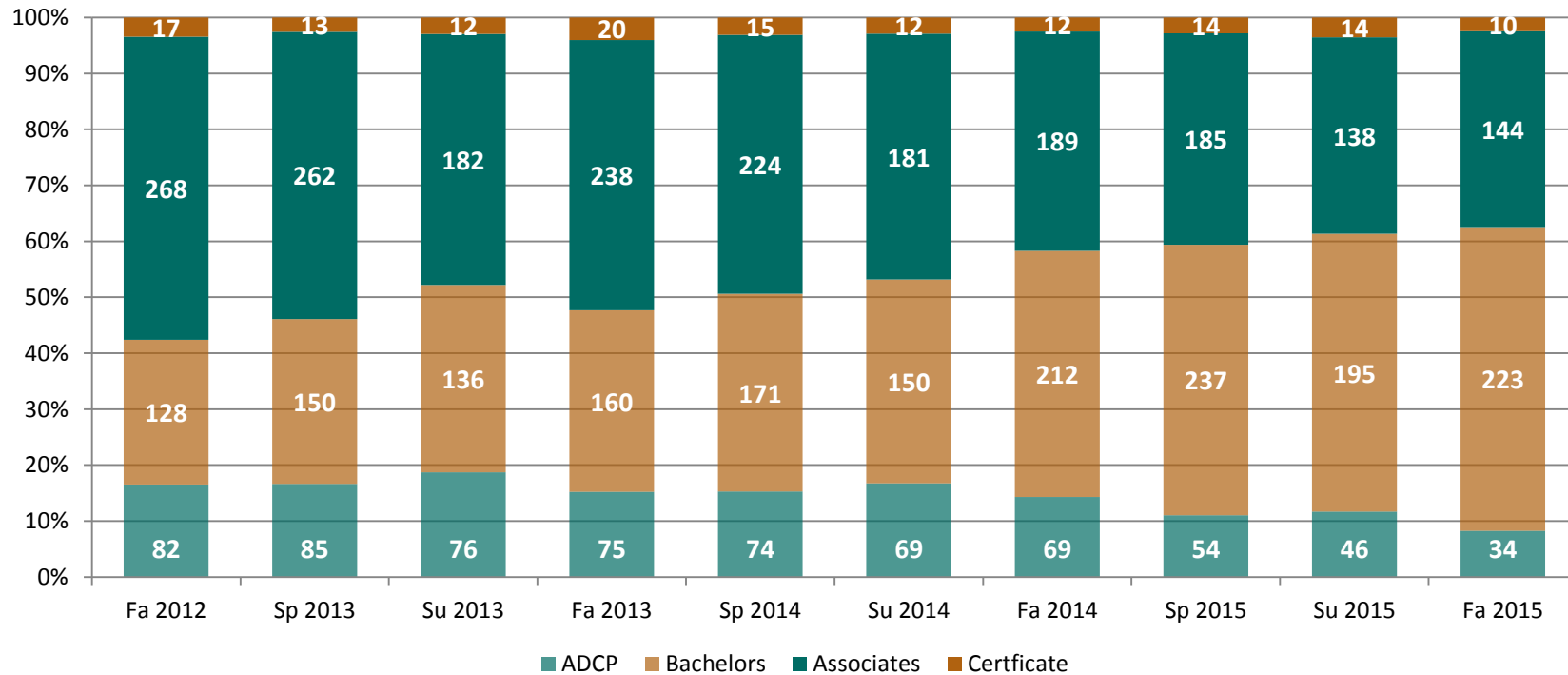
Enrollment: by Degree Program

CBS currently offers associate, bachelor and accelerated bachelor degree programs with more than ten areas of focus. These include Biblical Studies, Biblical Counseling, Pre-seminary, Christian Education and Leadership. The

College introduced traditional bachelor degree programs in fall 2009. Chart 3.0 shows growth over time in the areas of the College’s bachelor programs, likely as a result of introducing traditional programs.

Chart 3.0 shows the number and percent of enrollment by program for fall 2012 to present:

Chart 3.0 Enrollment by Degree



*Source: Sonisweb student information system

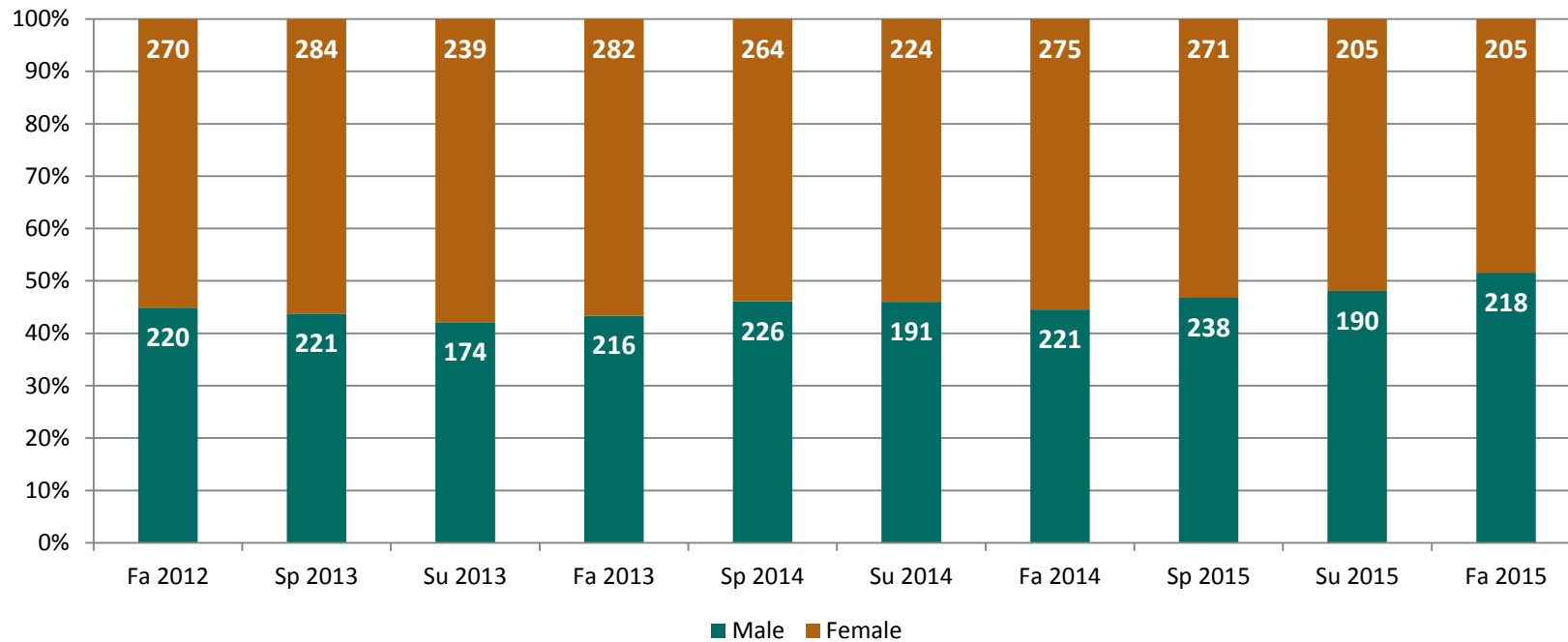
Enrollment: by Gender

In line with the mission of CBS, the gender distribution of our students demonstrates the College’s diversity. Since fall 2012, the largest percentage of the student body made of just one gender was 58% female in summer 2013. Since this time, the gender distribution across the College

has begun to center closer to 50%. For the first time in a number of years, the percentage of male students in the college eclipsed the percentage of female students, at 52% (male) and 48% (female) students.

Chart 4.0 shows the number and percent of students by gender for each semester since fall 2012

Chart 4.0 Enrollment by Gender



*Source: Sonisweb student information system

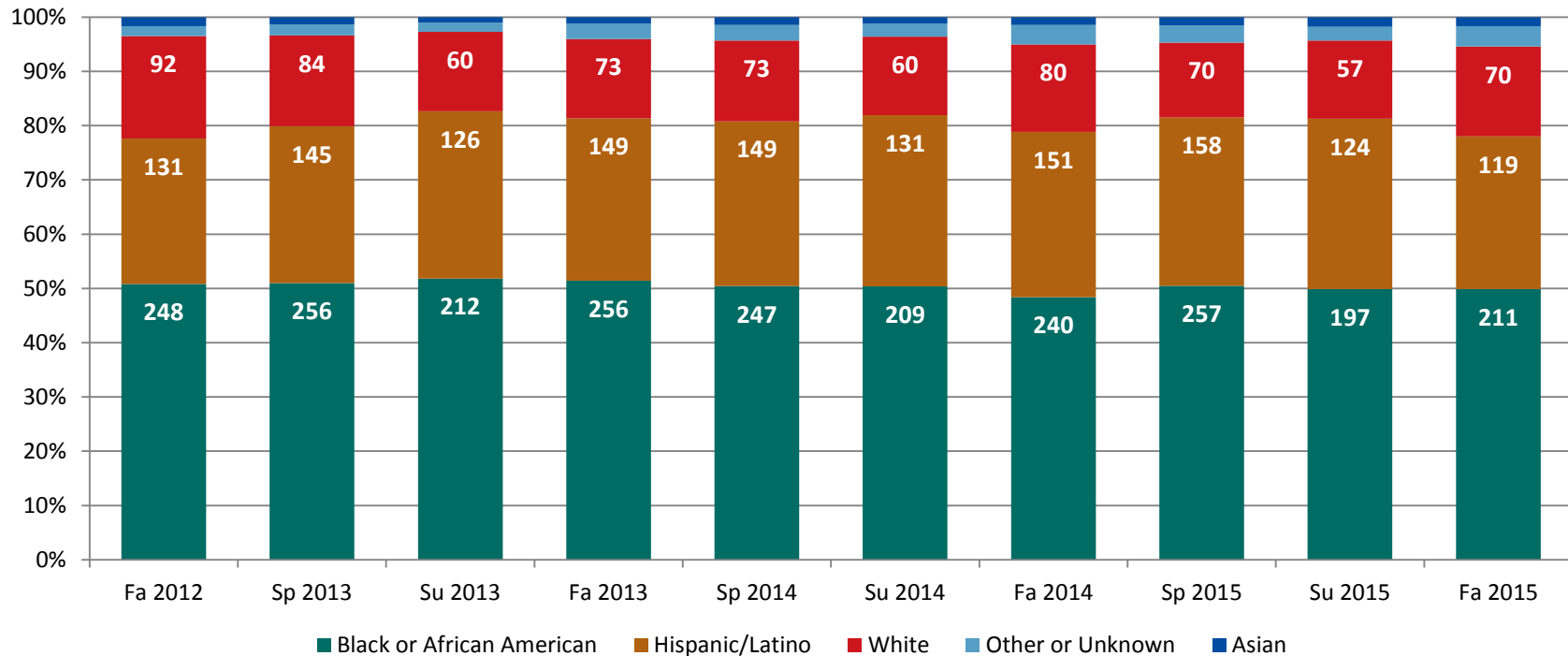
Enrollment: by Ethnicity

CBS enrollment demonstrates how it is accomplishing its mission with a “primary focus on African American and other ethnic minority groups.” Since fall 2012, at least 46% of students enrolled have been Black or

African American, a minimum of 27% have been Hispanic/Latino, and a minimum of 14% have been White. In fall 2015, 50% of the student body were African American, 28% were Hispanic/Latino, and 17% were White.

Chart 5.0 shows the number and percentage of students enrolled by ethnicity for each semester since fall 2012:

Chart 5.0 Enrollment by Ethnicity



*Source: Sonisweb student information system

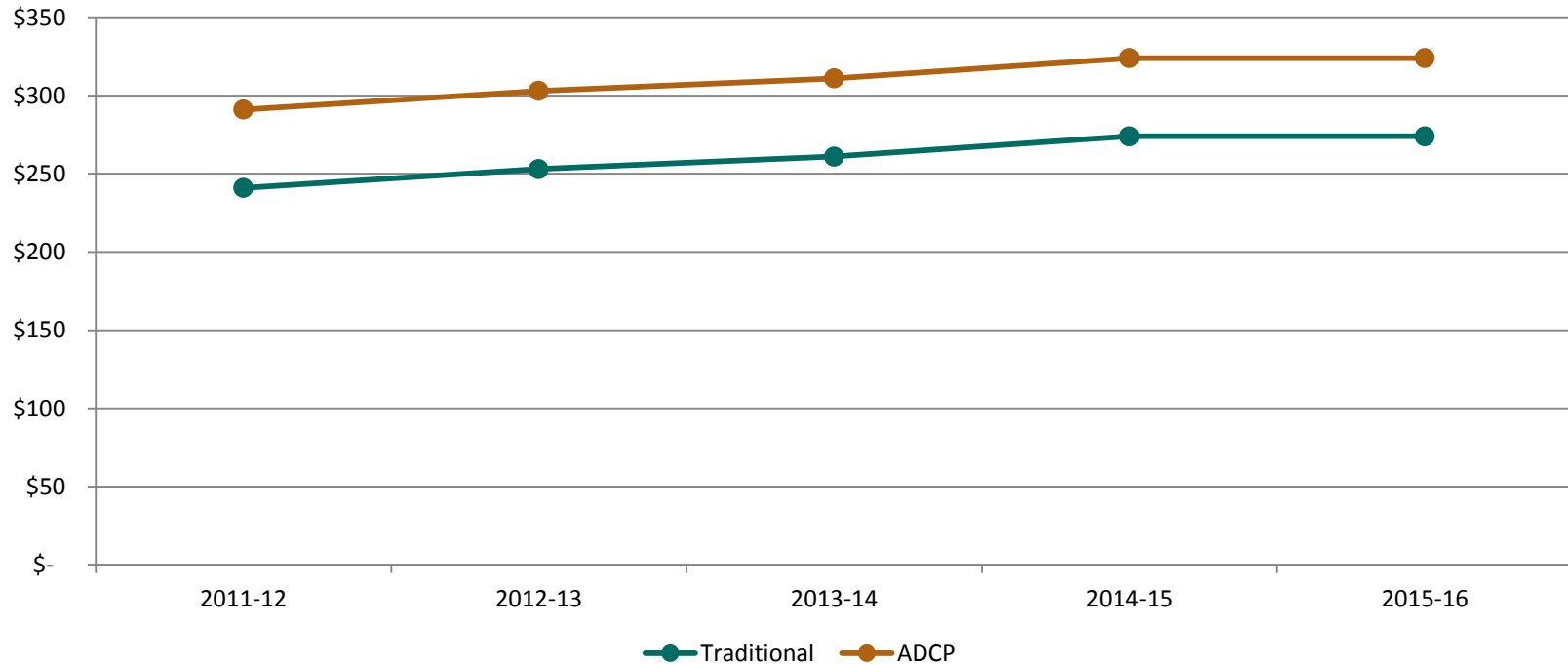
Price per Credit Hour

The goal of CBS is to provide an excellent Biblical higher education at an affordable price. CBS has a current price of \$274 per credit hour for our traditional courses. In fact, in a nation-wide review of tuition costs

conducted by *The Chronicle of Higher Education*, it was found that the CBS has the third lowest tuition (In-State and Out-of-State Total) in the State of Texas among Private Four-Year Institutions (Source: [Tuition and Fees](#)).

Chart 6.0 shows price per credit hour from fall 2011 to spring 2016:

Chart 6.0 Price per Credit Hour



*Source: Institutional website and financial aid office

Enrollment: by Gender

Fall 2015 continued the College’s history of gender diversity. During the fall 2015 semester, 48% of enrolled students were female and 52% were male. In addition, the majority of programs at CBS also show gender diversity.

Chart 7.1 shows enrollment by gender for fall 2015

Chart 7.1 Enrollment by Gender

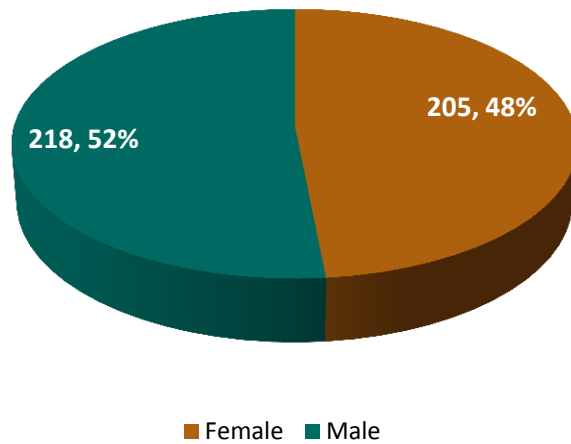
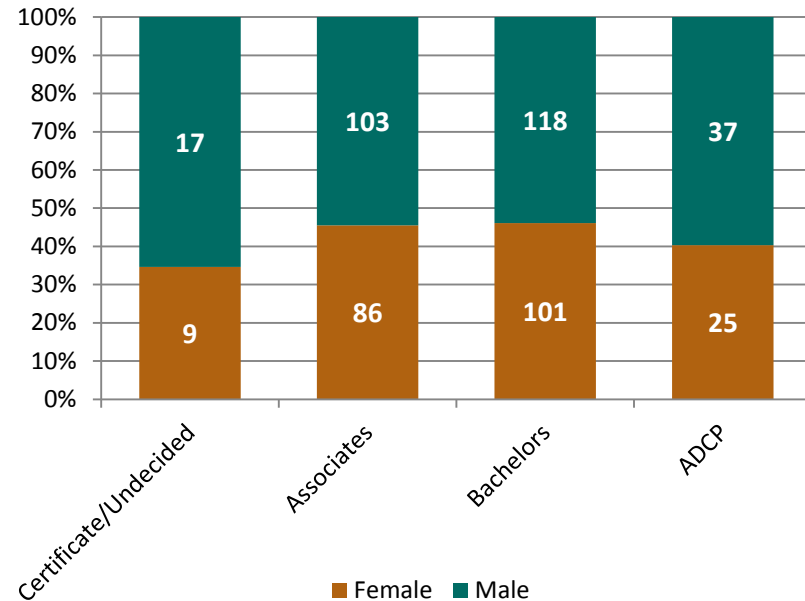


Chart 7.2 shows program enrollment by gender for fall 2015:

Chart 7.2 Program Enrollment by Gender



*Source: Sonisweb student information system

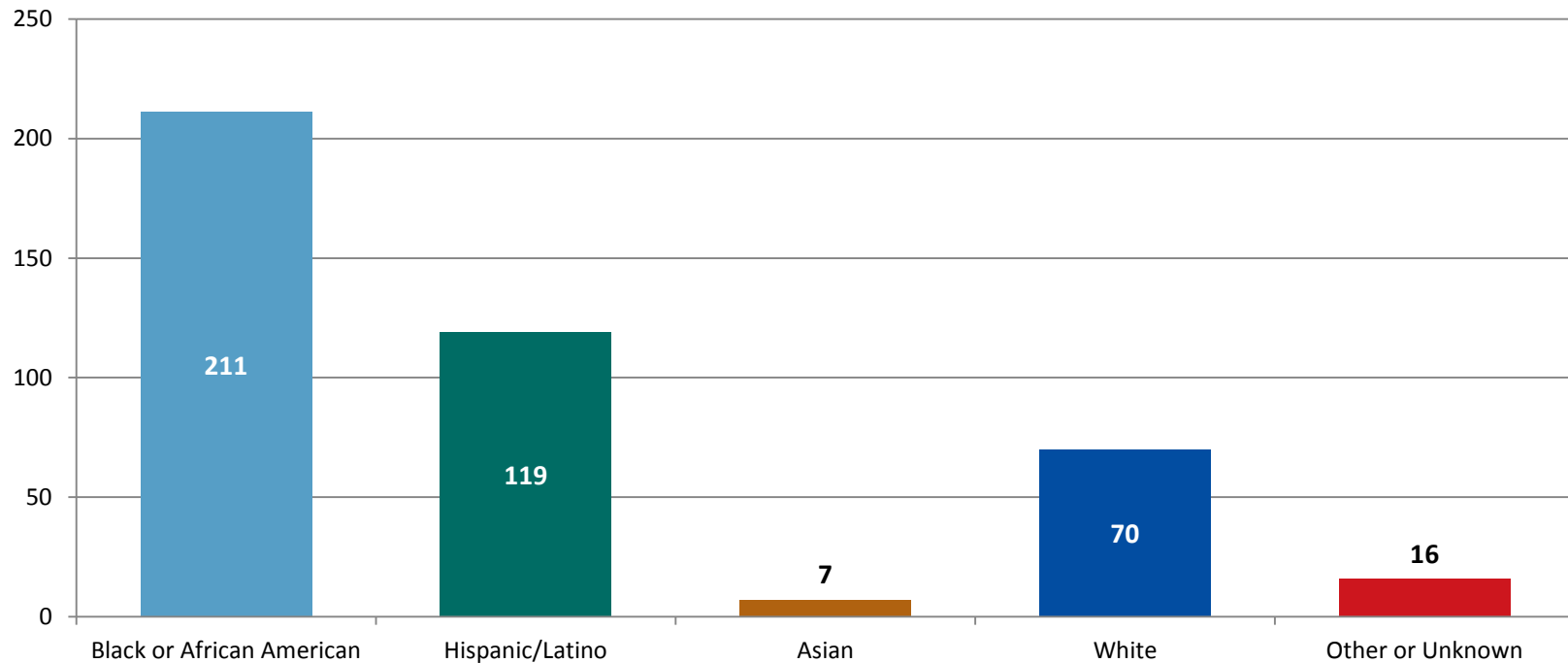
Enrollment: by Ethnicity

The mission of CBS is focused on “African American and other ethnic minority groups.” CBS students reflect the mission, as 50% of our students were Black or African American and 28% Hispanic/Latino during the fall

2015 semester. This clearly demonstrates how unique CBS is and how committed CBS is to achieving our mission.

Chart 8.0 shows fall 2015 enrollment by ethnicity.

Chart 8.0 Enrollment by Ethnicity



*Source: Sonisweb student information system

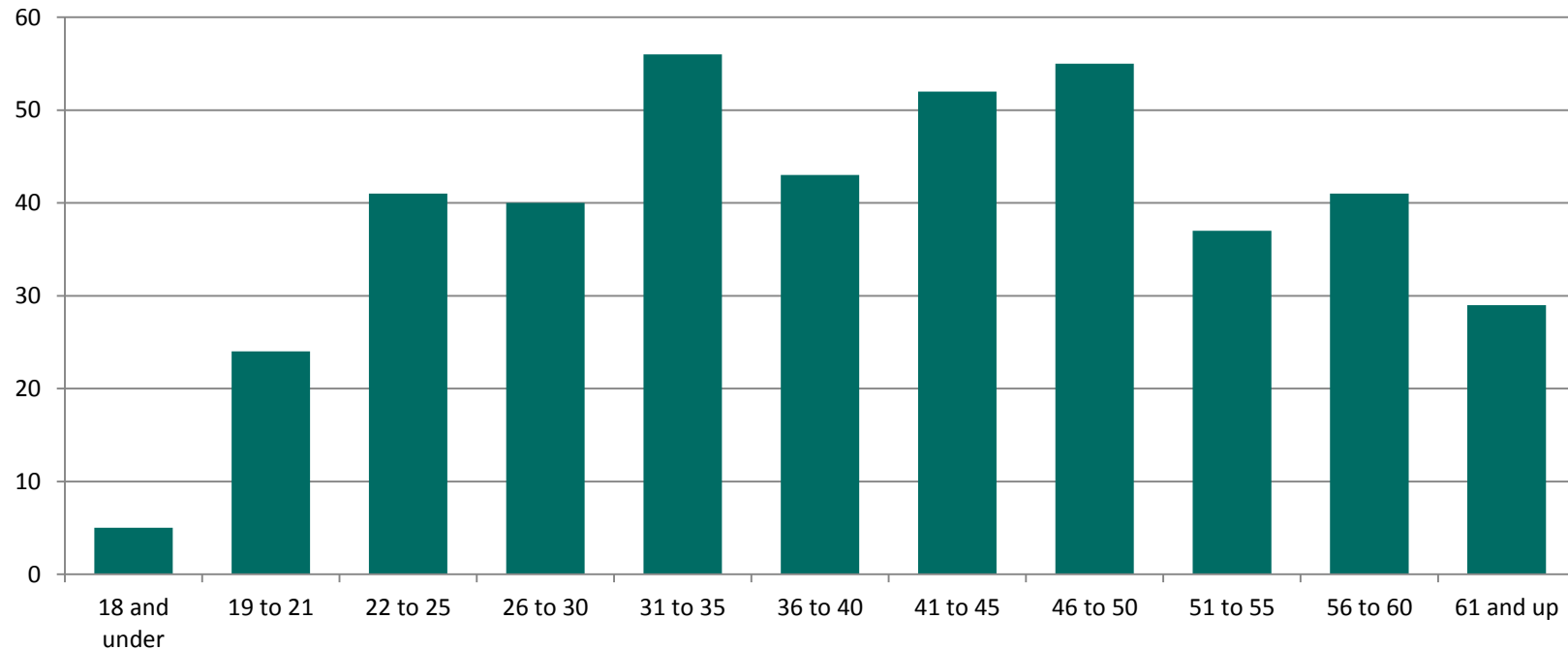
Enrollment: By Age

CBS welcomes a diverse range of students. This may be best demonstrated by the broad range of age groups represented at the school. The chart below shows a total of 70 students were over the age of 56. There were

approximately 70 students who were “traditional” college age (18-24). This age diversity demonstrates another way in which CBS is unique amongst American Bible Colleges and higher education in general.

Chart 9.0 shows enrollment by age for fall 2015:

Chart 9.0 Enrollment by Age



*Source: Sonisweb student information system

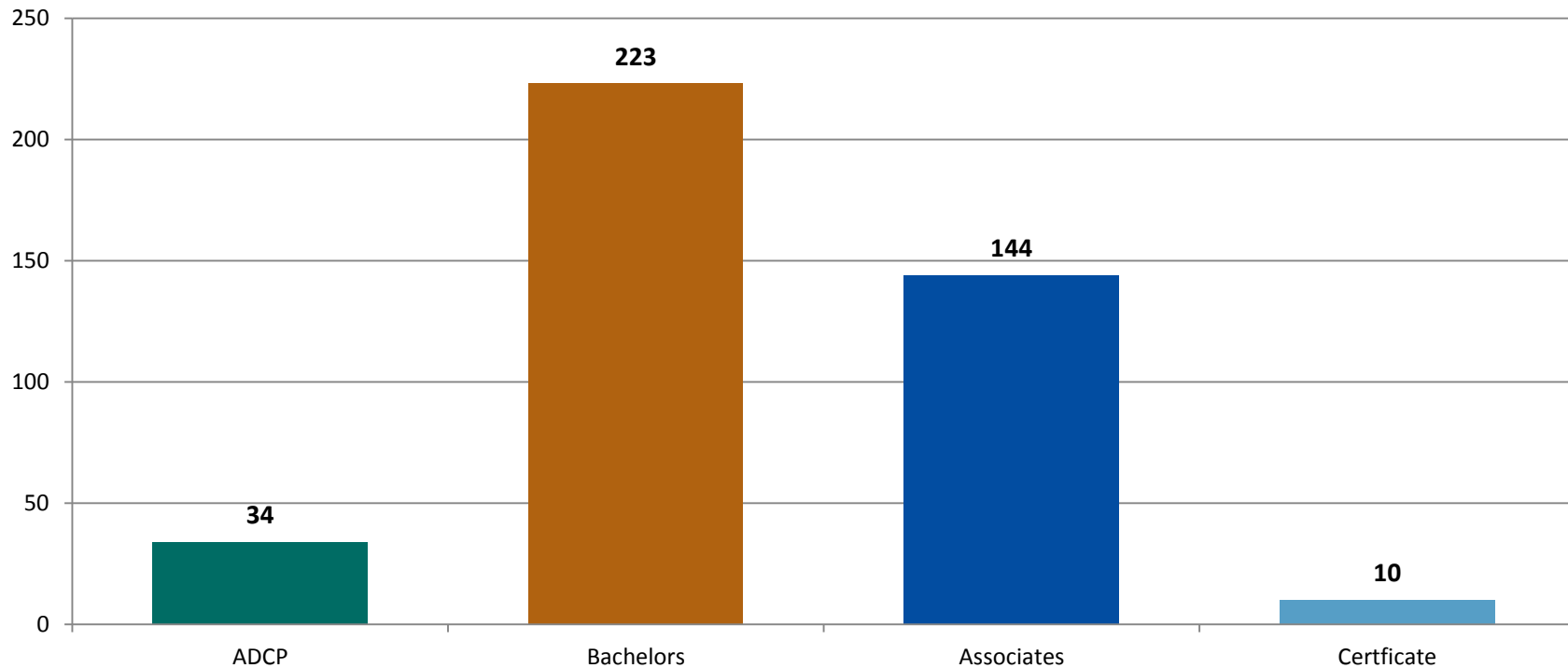
Enrollment: by Degree

CBS currently offers traditional bachelors, Accelerated Degree Completion (ADCP), and Associate degree programs. Students are encouraged and assisted in finding the program that fits their individual schedule, needs,

and goals. The most popular programs at CBS were the traditional bachelor degree programs in Fall 2015.

Chart 10.0 shows enrollment by program for the fall 2015 semester:

Chart 10.0 Enrollment by Degree



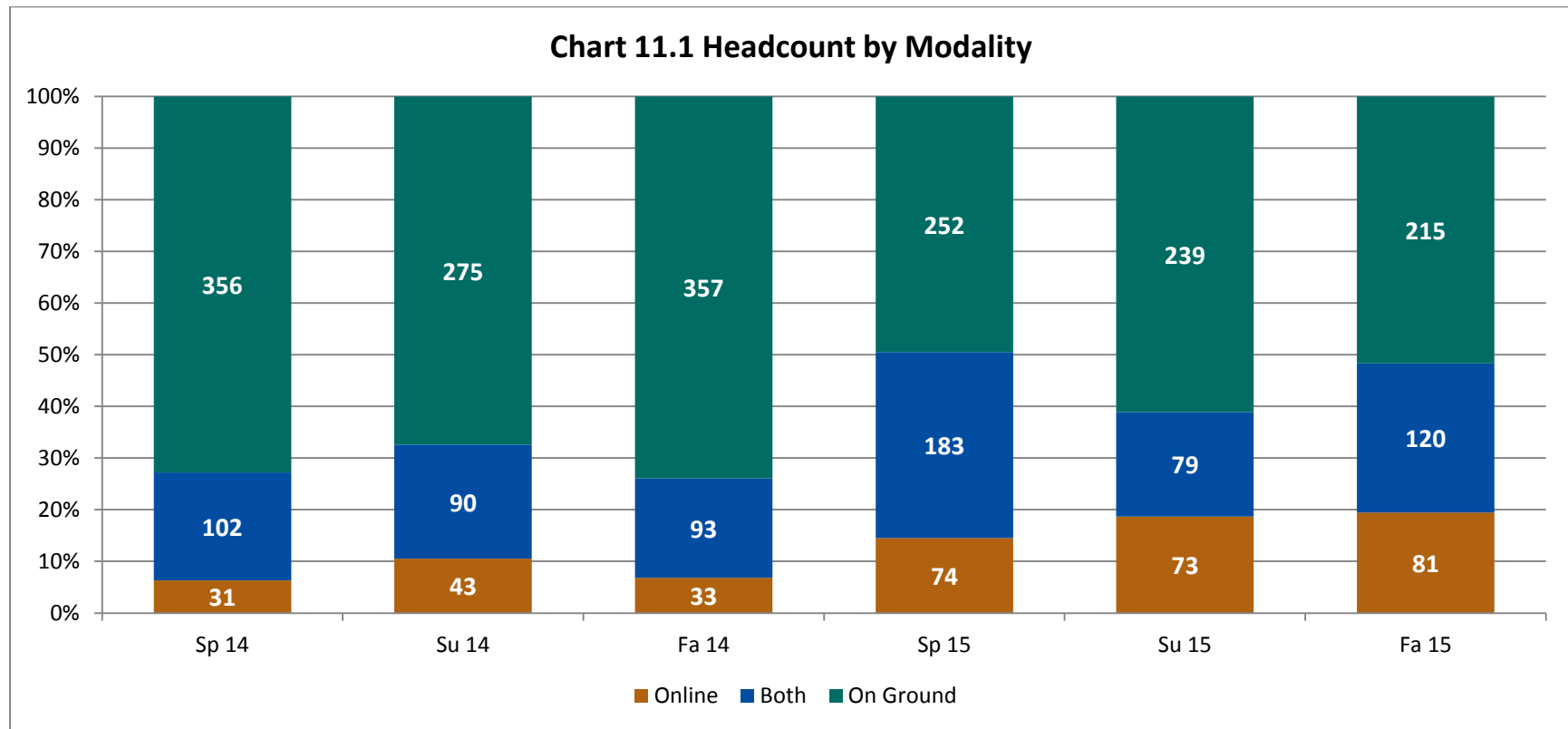
*Source: Sonisweb student information system

Enrollment: Headcount by Modality

Since 2014, the College has been approved to offer fully online degree programs in the Bible Certificate, Associate of Arts, Bachelor of Science in Organizational Leadership, and a Bachelor of Science with Split Majors in

Biblical Studies and Biblical Counseling. There has been clear growth in Distance Education offerings since 2014, with over 50% of the total students enrolled in spring 2015 taking at least one online course.

Chart 11.1 shows Headcount by Modality since the beginning of Distance Education offerings in the College, spring 2014:



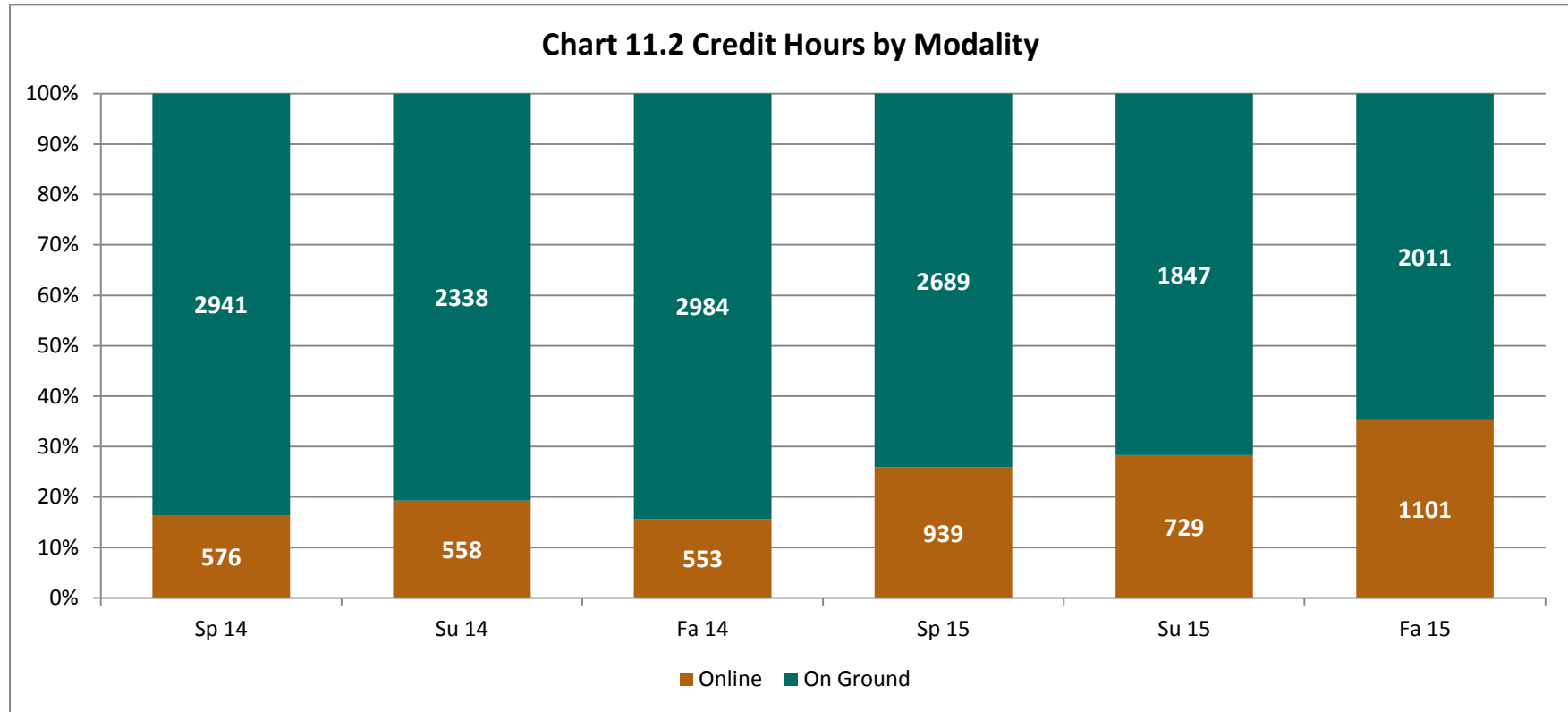
*Source: Sonisweb student information system

Enrollment: Credit Hours by Modality

The College strives to accommodate its students and understands that work, ministry, and family are all priorities in most students' lives who attend the College. Thus, the College does not restrict students enrolled in on-ground programs to only on-ground offerings. The growing proportion

of credit hours being sold online in the College since spring 2014 is evidence of the fact that our students take advantage of our flexible enrollment policies.

Chart 11.2 shows Credit Hours by Modality since the beginning of Distance Education offerings in the College, spring 2014:



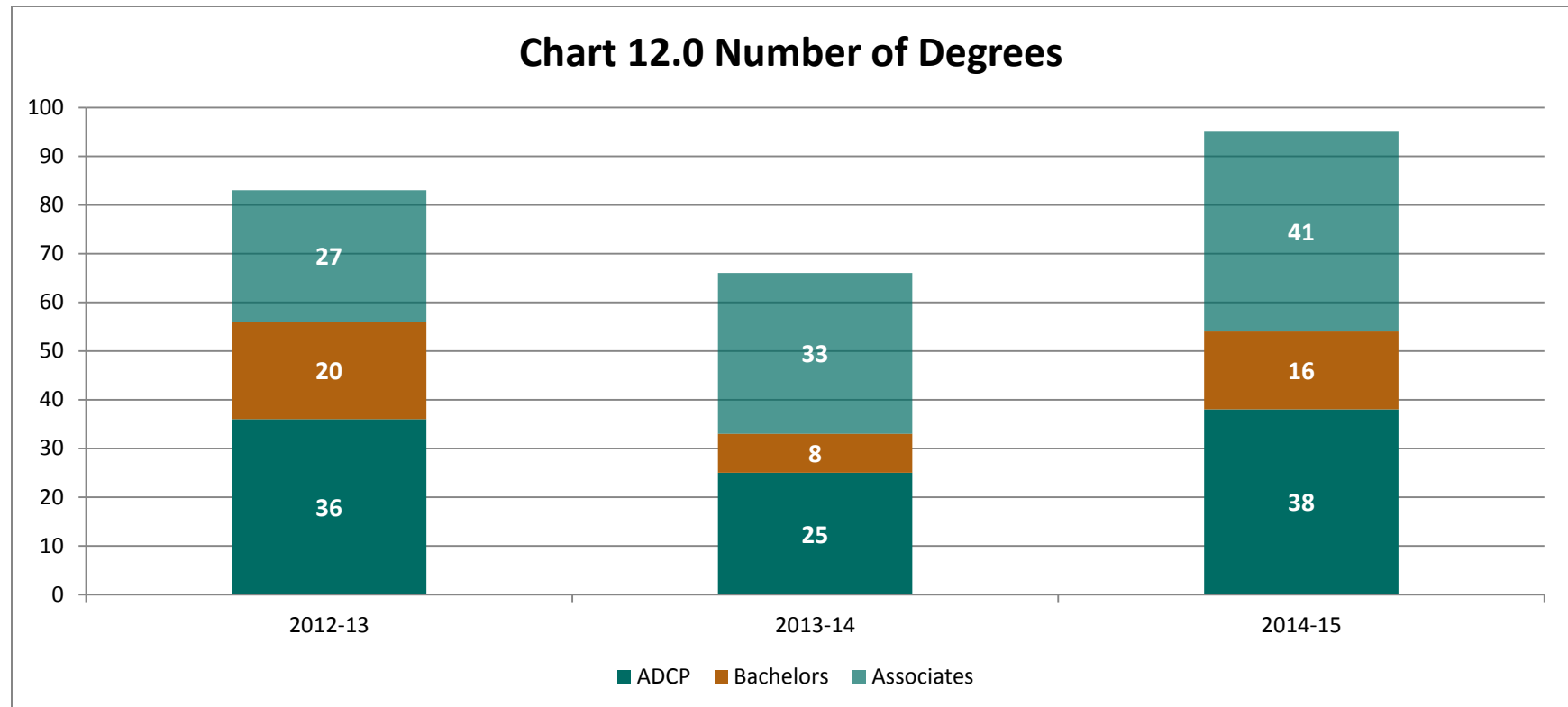
*Source: Sonisweb student information system

Degrees Conferred

CBS conferred a total of 95 degrees for the 2014-15 academic year with over eight different specializations – one of the largest graduating classes in the last several years. The CBS mission states that it “equips its students

with a biblical worldview for Christian service to the church and the world,” and nothing demonstrates this more than those who have earned a degree from CBS.

Chart 12.0 shows degrees conferred from the 2012-13 to 2014-15 academic years:



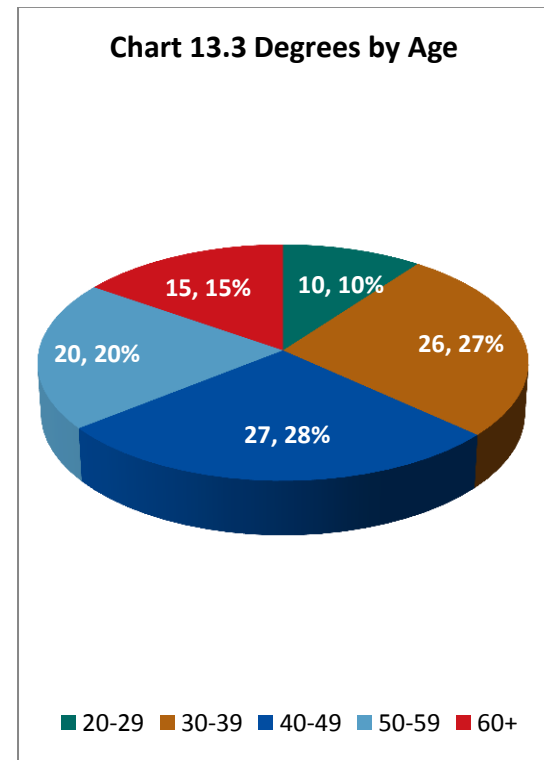
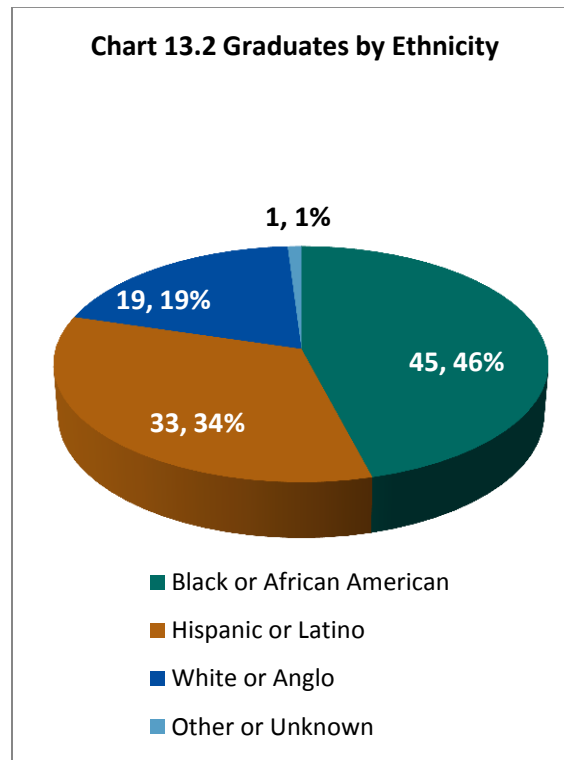
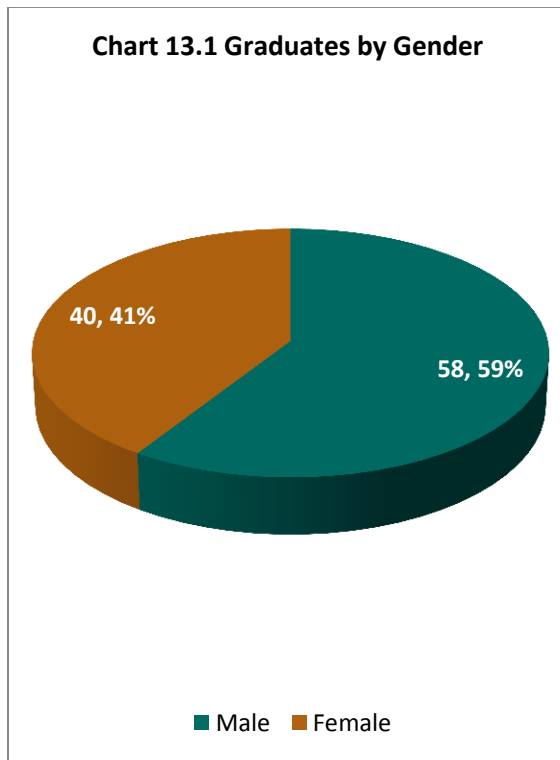
*Source: Office of the Registrar

Conferrals: by Gender, Ethnicity and Age

Graduates of CBS represent a wide range of ethnicities and ages. The class of 2014-15 showed a slight increase in males over females from previous years. In the class of 2014-15, 46% of graduates were Black or African American

American, and 34% were Hispanic or Latino. In addition, 63% of graduates were 40 years old or older.

Charts 13.1-13.3 show degrees conferred in 2014-15 by gender, ethnicity and age:



*Source: Office of the Registrar

CBS Alumni

During CBS' 40-year history, the school has awarded 1,592 degrees to 1,438 students. Of those degrees, over 55% have been awarded to Black or African American students. In addition, 19% have been awarded to

Hispanic/Latino students. In total, CBS is proud to state the fact that, on this 40th anniversary edition of its Fact Book, nearly 77% of CBS' alumni are ethnic minorities.

Chart 14.1 shows the ethnic distribution of CBS alumni:

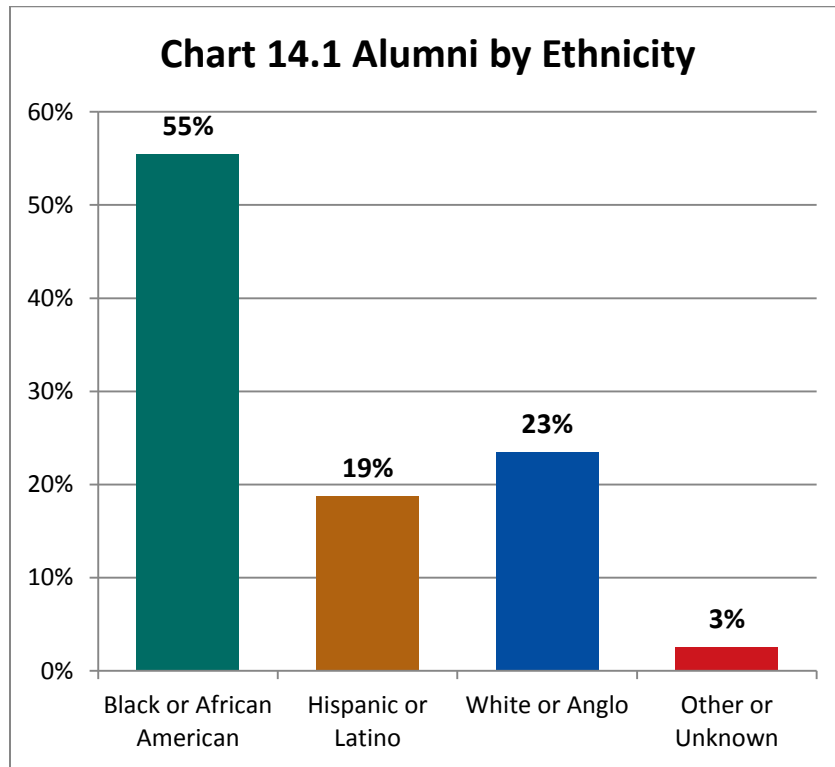
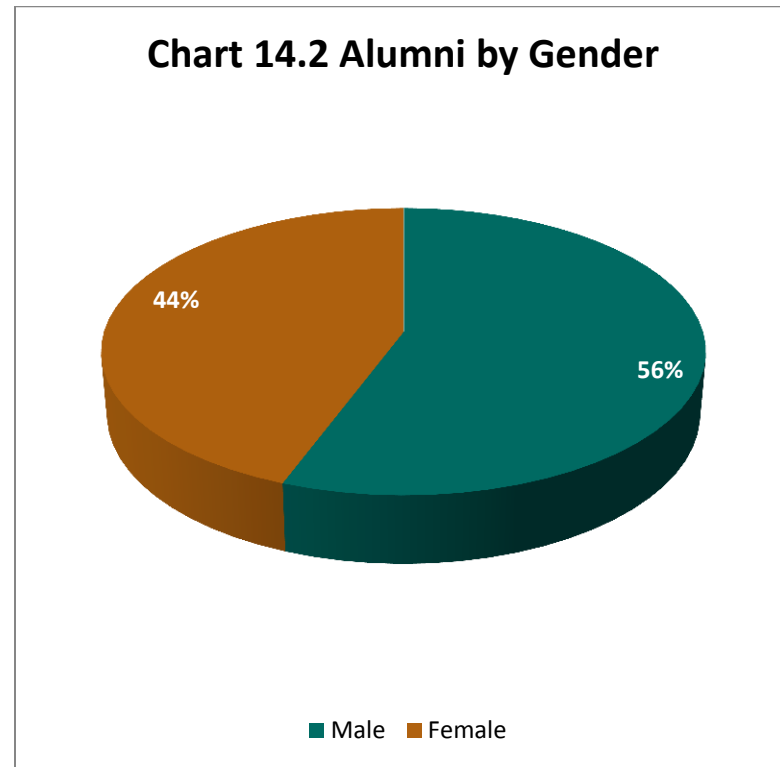


Chart 14.2 shows the gender distribution of CBS alumni:



*Source: Office of the Registrar

Copyright © 2016 by the Staff of the Office of Institutional Effectiveness

This Fact Book, statistics presented herein, or any portion hereof may not be reproduced or used in any manner whatsoever without the express written permission of the publisher except for the use of brief quotations. For questions, please contact ie@cbsouston.edu.